



Dwivedi, Raaz (COMPSCI 189 LEC 001 INTRO MACHINE LEARN (EVAL FOR GSI)) - Spring 2018

[ENGINEERING] Spring 2018 Evaluations

Project Audience 312

Responses Received 88

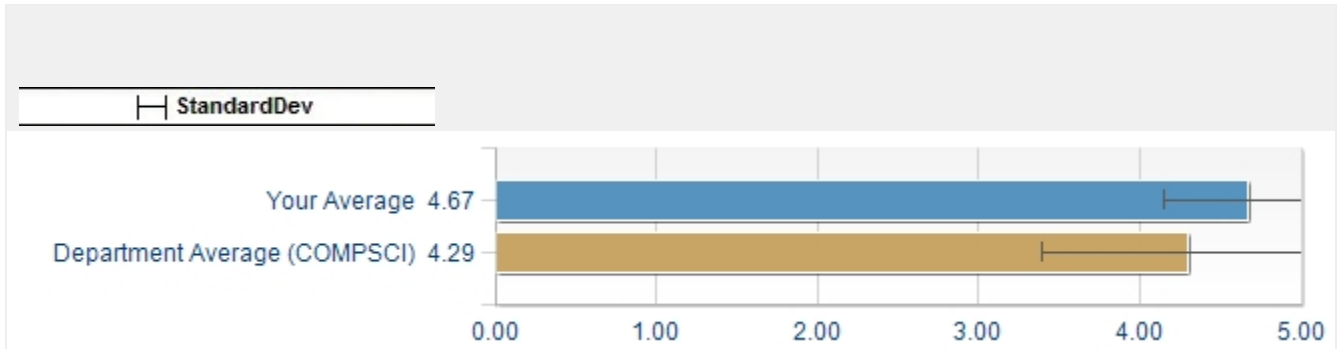
Response Ratio 28.21%

Creation Date Mon, Jun 11, 2018



Instructor Ratings

Considering both the limitations and possibilities of the subject matter and the course, how would you rate the overall effectiveness of this graduate student instructor?

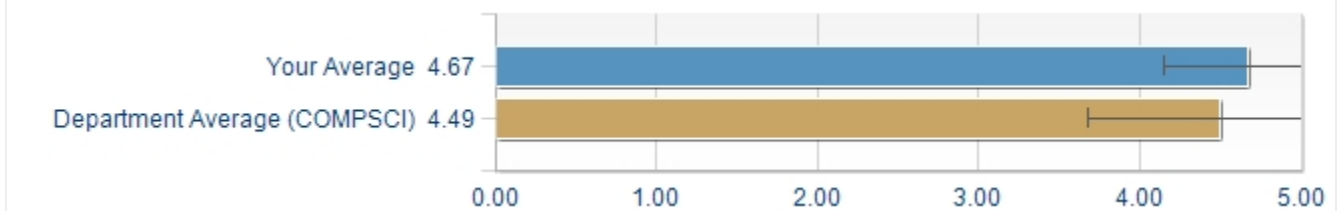


| Options | Count | Percentage |
|-------------------|-------|------------|
| 1-Least Effective | 0 | 0.00% |
| 2 | 0 | 0.00% |
| 3 | 0 | 0.00% |
| 4 | 2 | 33.33% |
| 5-Most Effective | 4 | 66.67% |

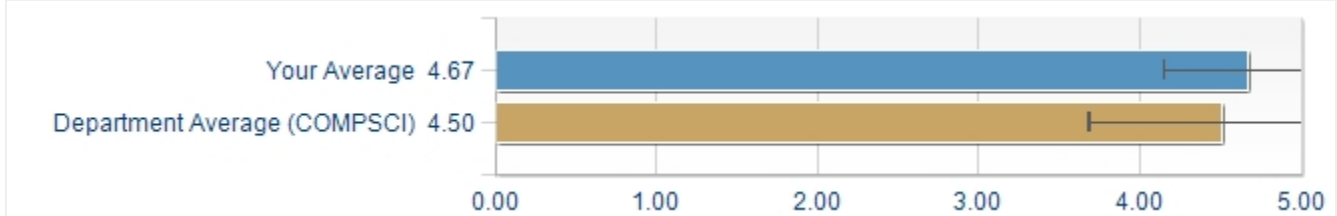
| Statistics | Value |
|--------------------|-------|
| Response Count | 6 |
| Mean | 4.67 |
| Median | 5.00 |
| Standard Deviation | 0.52 |

GSI Ratings

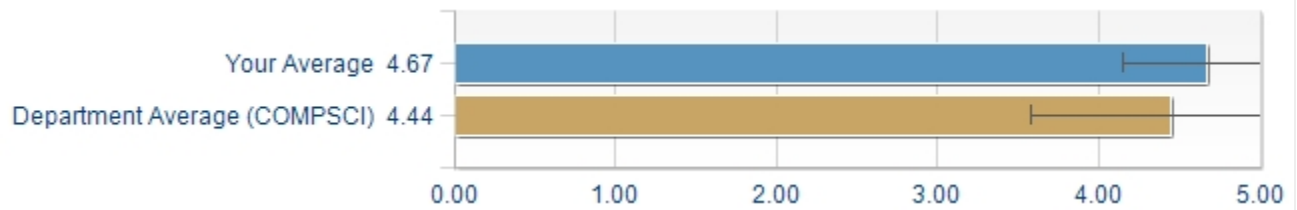
1. Helpful in understanding course material



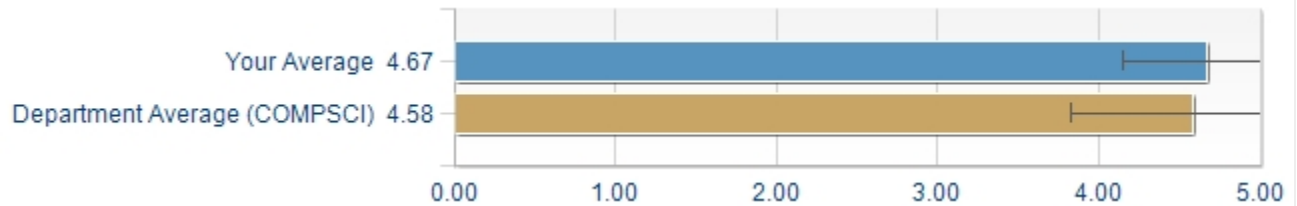
2. Is well prepared



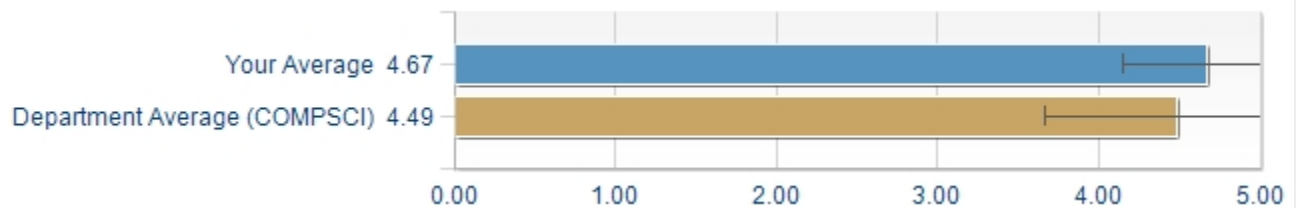
3. Communicates ideas effectively



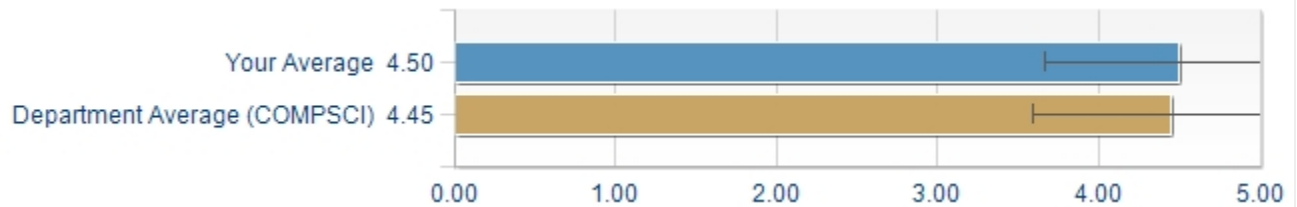
4. Appears to have a good knowledge of the subject matter



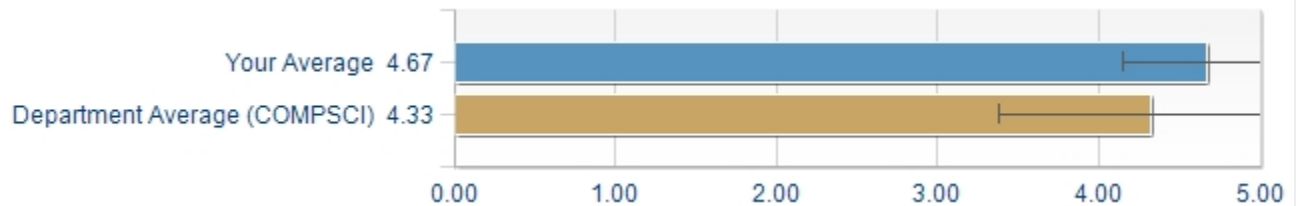
5. Answers questions accurately



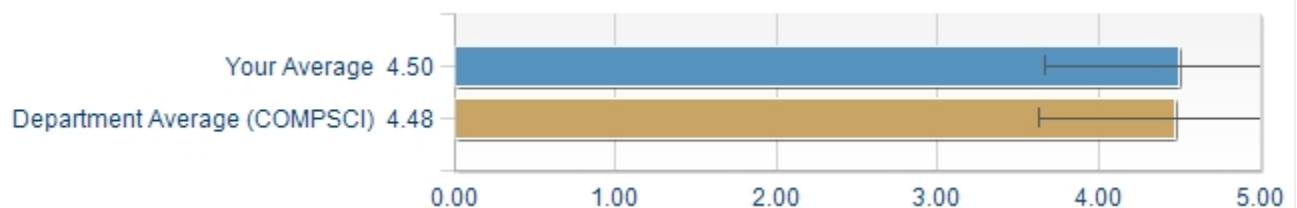
6. Encourages questions and/or classroom discussion



7. Is aware when students are having difficulty



8. Is accessible during office hours



1. Helpful in understanding course material

| Options | Count | Percentage |
|---------------------|-------|------------|
| 1-Strongly Disagree | 0 | 0.00% |
| Disagree | 0 | 0.00% |
| Neutral | 0 | 0.00% |
| Agree | 2 | 33.33% |
| 5-Strongly Agree | 4 | 66.67% |

| Statistics | Value |
|--------------------|-------|
| Response Count | 6 |
| Mean | 4.67 |
| Median | 5.00 |
| Standard Deviation | 0.52 |

2. Is well prepared

| Options | Count | Percentage |
|---------------------|-------|------------|
| 1-Strongly Disagree | 0 | 0.00% |
| Disagree | 0 | 0.00% |
| Neutral | 0 | 0.00% |
| Agree | 2 | 33.33% |
| 5-Strongly Agree | 4 | 66.67% |

| Statistics | Value |
|--------------------|-------|
| Response Count | 6 |
| Mean | 4.67 |
| Median | 5.00 |
| Standard Deviation | 0.52 |

3. Communicates ideas effectively

| Options | Count | Percentage |
|---------------------|-------|------------|
| 1-Strongly Disagree | 0 | 0.00% |
| Disagree | 0 | 0.00% |
| Neutral | 0 | 0.00% |
| Agree | 2 | 33.33% |
| 5-Strongly Agree | 4 | 66.67% |

| Statistics | Value |
|--------------------|-------|
| Response Count | 6 |
| Mean | 4.67 |
| Median | 5.00 |
| Standard Deviation | 0.52 |

4. Appears to have a good knowledge of the subject matter

| Options | Count | Percentage |
|---------------------|-------|------------|
| 1-Strongly Disagree | 0 | 0.00% |
| Disagree | 0 | 0.00% |
| Neutral | 0 | 0.00% |
| Agree | 2 | 33.33% |
| 5-Strongly Agree | 4 | 66.67% |

| Statistics | Value |
|--------------------|-------|
| Response Count | 6 |
| Mean | 4.67 |
| Median | 5.00 |
| Standard Deviation | 0.52 |

5. Answers questions accurately

| Options | Count | Percentage |
|---------------------|-------|------------|
| 1-Strongly Disagree | 0 | 0.00% |
| Disagree | 0 | 0.00% |
| Neutral | 0 | 0.00% |
| Agree | 2 | 33.33% |
| 5-Strongly Agree | 4 | 66.67% |

| Statistics | Value |
|--------------------|-------|
| Response Count | 6 |
| Mean | 4.67 |
| Median | 5.00 |
| Standard Deviation | 0.52 |

6. Encourages questions and/or classroom discussion

| Options | Count | Percentage |
|---------------------|-------|------------|
| 1-Strongly Disagree | 0 | 0.00% |
| Disagree | 0 | 0.00% |
| Neutral | 1 | 16.67% |
| Agree | 1 | 16.67% |
| 5-Strongly Agree | 4 | 66.67% |

| Statistics | Value |
|--------------------|-------|
| Response Count | 6 |
| Mean | 4.50 |
| Median | 5.00 |
| Standard Deviation | 0.84 |

7. Is aware when students are having difficulty

| Options | Count | Percentage |
|---------------------|-------|------------|
| 1-Strongly Disagree | 0 | 0.00% |
| Disagree | 0 | 0.00% |
| Neutral | 0 | 0.00% |
| Agree | 2 | 33.33% |
| 5-Strongly Agree | 4 | 66.67% |

| Statistics | Value |
|--------------------|-------|
| Response Count | 6 |
| Mean | 4.67 |
| Median | 5.00 |
| Standard Deviation | 0.52 |

8. Is accessible during office hours

| Options | Count | Percentage |
|---------------------|-------|------------|
| 1-Strongly Disagree | 0 | 0.00% |
| Disagree | 0 | 0.00% |
| Neutral | 1 | 16.67% |
| Agree | 1 | 16.67% |
| 5-Strongly Agree | 4 | 66.67% |

| Statistics | Value |
|--------------------|-------|
| Response Count | 6 |
| Mean | 4.50 |
| Median | 5.00 |
| Standard Deviation | 0.84 |

Open Ended Questions

Instructor

Please provide comments or suggestions about the GSI

Comments

Raaz is really cool and helpful during office hours!

It's been a delight learning from you.

i only interacted with raaz during his office hourse. his OH was a totally different style form what I expected. first off, he takes the time at the start to record all the students' names. Then, he goes through and asks for specific questions. Then, somehow, he has all the questions and their procedures + solutions memorized, and then he can immediately start relaying hints and help with the steps. His voice projection is great, and does an excellent job in moving conversation, etc. cool dude for sure

I didn't attend this GSI's section